

FINAL PAPER

**ANALYSIS OF FACTORS AFFECTING EMPLOYEES
PERFORMANCE AT PT. SAF INDONUSA**

Written to fulfill academic requirements
to obtain Sarjana Ekonomi Strata Satu

By:

Name: CHRISTIAN JOHAN WIDJAJA

NPM: 01120140027



**PROGRAM STUDI MANAJEMEN
FAKULTAS EKONOMI
UNIVERSITAS PELITA HARAPAN
SURABAYA
2017**



**UNIVERSITAS PELITA HARAPAN SURABAYA
STATEMENT OF ORIGINALITY OF FINAL PAPER**

I am student from Management Department, Faculty of Economy, Universitas Pelita Harapan,

Student Name : Christian Johan
NPM : 01120140027
Department : Management

Hereby declare that the work of Final Paper that I created with the title of "ANALYSIS OF FACTORS AFFECTING EMPLOYEES PERFORMANCE AT PT. SAF INDONUSA" is

- 1) Created and completed by my own, by using the result of lectures, field reviews and books and journal references listed in the list of references at the end of my Final Paper
- 2) Not a duplication of other papers that have been published or have ever been used to get a degree at another university, except in parts of the information sources listed by proper reference
- 3) Not the work of translated collections of reference books or journals listed the reference at the end of my Final Paper

If it is proved that I did not fulfill what has been stated above, the work of this Final Paper is invalid,

Surabaya, 16th August 2017

Declared by,



(Christian Johan)



**UNIVERSITAS PELITA HARAPAN SURABAYA
FACULTY OF ECONOMICS**

AGREEMENT OF MENTORING GUIDANCE FOR FINAL PAPER

**ANALYSIS OF FACTORS AFFECTING EMPLOYEES PERFORMANCE AT
PT. SAF INDONUSA**

By:

Student Name : Christian Johan
NPM : 01120140027
Department : Management

Has been examined and approved for submission and defended in a comprehensive presentation in order to obtain Bachelor Degree of Economy in Faculty of Economy, Universitas Pelita Harapan Surabaya.

Surabaya, 16th August 2017

Approving:

Advisor 1

Oliandes Sondakh, S.E., M.M

Co-Advisor

Hananiel M. Gunawan, B.A., M.B.A

**Head of Management
Department**

Amelia, S.E, RFP-I, M.M

Dean of Business School

Dr. Ronald Suryaputra, S.T, M.M






AGREEMENT OF PANELIST APPROVAL FOR FINAL PAPER

On Thursday, 14th September 2017 has been held a comprehensive presentation in order to fulfill academic requirement to obtain Bachelor Degree of Economy in Faculty of Economy Universitas Pelita Harapan Surabaya on the behalf of:

Student Name : Christian Johan
NPM : 01120140027
Department : Management

Including Final Paper comprehensive test by the title of "ANALYSIS OF FACTORS AFFECTING EMPLOYEES PERFORMANCE AT PT. SAF INDONUSA" panelist team consisting of:

Board of Panelist :	Status	Signature
1. Oliandes Sondakh, S.E., M.M.	, as Advisor	 _____
2. Yanuar Dananjaya, B.Sc., M.M.	, as the Member	 _____
3. William Santoso, SE, MM	, as the Member	 _____

ACKNOWLEDGEMENT

Thanks to God Almighty for blessing and grace, the writer can finish writing thesis with title: “Analysis of Factors Affecting Employees Performance at PT. SAF Indonusa”. This thesis is arranged to fulfill the requirements to obtain Bachelor Degree of Economy in Faculty of Economy, Universitas Pelita Harapan Surabaya.

On this occasion with great humility, I would like to thank you to all of those who have given me help and guidance so that this thesis can be finished. The author would like to thank to:

- 1) Ms Oliandes Sondakh, S.E, M.M. as the Advisor of this study through the guidance and direction as well as the encouragement that are very useful and helpful for the preparation and writing of this thesis.
- 2) Mr Hananiel M. Gunawan, B.A., M.B.A as Co-Advisor and a good lecturer for 3 years in college.
- 3) Mr Yanuar Dananjaya, B.Sc., M.M. as a good lecturer and examiner of this thesis.
- 4) Mr William Santoso, SE, MM as a good lecturer and examiner of this thesis.
- 5) Writer’s parents and families for supports and prayers

Final words, the author say thank you so much indeed for all for those that cannot be mentioned by names. Hopefully this thesis can be useful for all parties. All comments and suggestions for this study will be very useful for further improvement.

Surabaya, 16th August 2017

Christian Johan
SIN 01120140027

TABLE OF CONTENT

CHAPTER I INTRODUCTION.....	1
1.1 Background of the Study.....	1
1.2 Research Problems.....	5
1.3 Research Objectives.....	6
1.4 Research Contributions.....	6
1.4.1 Theoretical Advantage.....	6
1.4.2 Empirical Advantage.....	6
1.4.2.1 For Company.....	6
1.4.2.2 For Researcher.....	6
1.5 Research Limitations.....	6
1.6 Research Outlines.....	7
CHAPTER II REVIEW OF RELATED LITERATURE.....	8
2.1 Manager's Attitude.....	8
2.2 Job Stress.....	11
2.3 Job Design.....	15
2.4 Rewards.....	16
2.5 Employee Performance.....	17
2.6 Relation among Variables.....	18
2.6.1 The effect of Manager's Attitude on Employee Performance.....	18
2.6.2 The effect of Job Stress on Employee Performance.....	19
2.6.3 The effect of Job Design on Employee Performance.....	19
2.6.4 The effect of Rewards on Employee Performance.....	20
2.7 Theoretical Framework.....	20
2.8 Operational Framework.....	22
2.9 Hypothesis.....	22
CHAPTER III RESEARCH METHODOLOGY.....	23
3.1 Research Design.....	23

3.2	Research Variables.....	23
3.2.1	Operational Definitions.....	23
3.2.2	Variable to be tested.....	24
3.2.3	Levels of Measurement and Scaling Techniques.....	24
3.3	Method of Data Collection.....	25
3.3.1	Source of Data.....	25
3.3.2	Sample and Sampling Plan.....	25
3.3.3	Research Instrument.....	26
3.4	Method of Data Analysis.....	26
3.4.1	Validity Test.....	26
3.4.2	Reliability Test.....	26
3.4.3	Classical Assumption Test.....	26
3.4.3.1	Normality Test.....	27
3.4.3.2	Homoscedasticity Test.....	27
3.4.3.3	Linearity Test.....	27
3.4.3.4	Multicollinearity Test.....	27
3.4.4	Multiple Linear Regression Analysis.....	28
3.4.4.1	Coefficient of Correlation (r).....	28
3.4.4.2	Coefficient of Determination (R^2 /Adj.R2).....	29
3.4.4.3	Hypothesis Testing.....	29
	CHAPTER IV RESULT AND DISCUSSION.....	31
4.1	Description of PT. SAF Indonusa.....	31
4.2	Data analysis.....	31
4.2.1	Descriptive Statistic of Respondents Profiles.....	31
4.2.1.1	Descriptive Statistic of Respondents Gender.....	31
4.2.1.2	Descriptive Statistic of Respondents Age.....	32
4.2.1.3	Descriptive Statistic of Respondents Length of Work.....	33
4.2.1.4	Descriptive Statistic of Respondents Income.....	33
4.2.1.5	Descriptive Statistic of Respondents Departments.....	34
4.2.2	Descriptive Statistic of Respondents Perceptions.....	34

4.2.2.1	Descriptive Statistic of Manager’s Attitude.....	35
4.2.2.2	Descriptive Statistic of Job Stress.....	36
4.2.2.3	Descriptive Statistic of Job Design.....	38
4.2.2.4	Descriptive Statistic of Rewards.....	39
4.2.2.5	Descriptive Statistic of Employee Performance.....	40
4.3	Hypothesis Testing.....	42
4.3.1	Validity Test.....	42
4.3.2	Reliability Test.....	43
4.3.3	Classical Assumption Test.....	43
4.3.3.1	Classical Assumption Test of Normality.....	43
4.3.3.2	Classical Assumption Test of Homoscedasticity.....	44
4.3.3.3	Classical Assumption Test of Linearity.....	45
4.3.3.4	Classical Assumption Test of Multicollinearity.....	45
4.4	Linear Regression Analysis.....	45
4.4.1	Multiple Linear Regression Analysis of Manager’s Attitude, Job Stress, Job Design, and Rewards toward Employee Performance....	45
4.5	Discussion.....	47
 CHAPTER V SUMMARY, CONCLUSION AND RECOMMENDATION...51		
5.1	Summary.....	51
5.2	Conclusion.....	53
5.3	Recommendation.....	54
5.3.1	For PT. SAF Indonusa.....	54
5.3.2	For Future Research.....	54

REFERENCES

LIST OF TABLES

Table 1	The value of r.....	28
Table 2	Interpretation of r-value.....	29
Table 3	Description of Mean Rating Index.....	34
Table 4	Descriptive Statistic of Manager's Attitude.....	35
Table 5	Descriptive Statistic of Job Stress.....	36
Table 6	Descriptive Statistic of Job Design.....	38
Table 7	Descriptive Statistic of Rewards.....	39
Table 8	Descriptive Statistic of Employee Performance.....	40
Table 9	Validity Test Results.....	42
Table 10	Reliability Test Results.....	43
Table 11	Normality Test of Kolmogorov Smirnov Result.....	44
Table 12	Homoscedasticity Test of Spearman Rho Result.....	44
Table 13	Linearity Test Result.....	45
Table 14	Results of Multicollinearity Test.....	45
Table 15	Multiple Linear Regression Analysis of Manager's Attitude, Job Stress, Job Design, and Rewards toward Employee Performance.....	45

LIST OF FIGURES

Figure 1	Organizational Structure.....	4
Figure 2	Company Production as January 2014 – October 2016.....	5
Figure 3	Theoretical Framework 1.....	20
Figure 4	Theoretical Framework 2.....	21
Figure 5	Operational Framework.....	22
Figure 6	PT. SAF Indonusa Logo.....	31
Figure 7	Descriptive Statistic of Respondents Gender.....	32
Figure 8	Descriptive Statistic of Respondents Age.....	32
Figure 9	Descriptive Statistic of Respondents Length of Work.....	33
Figure 10	Descriptive Statistic of Respondents Income.....	33
Figure 11	Descriptive Statistic of Respondents Departments.....	34
Figure 12	Normal Probability Plot Employee Performance.....	43
Figure 13	Scatterplot Employee Performance.....	44