

FINAL PAPER

**THE EFFECT OF STORE FAMILIARITY, STORE
CONVENIENCE THROUGH STORE AFFECT TOWARD
CUSTOMER LOYALTY OF ADIDAS TUNJUNGAN PLAZA
SURABAYA**

Submitted as a final requirement to obtain the degree of *Sarjana Manajemen Strata Satu*

By:

NAME : DONNY TIENDEY

NPM : 00000027400



**PROGRAM STUDI MANAJEMEN
FAKULTAS EKONOMI DAN BISNIS
UNIVERSITAS PELITA HARAPAN
SURABAYA**

2019



UNIVERSITAS PELITA HARAPAN SURABAYA
STATEMENT OF AUTHENTICITY OF FINAL PAPER

I am student from *Jurusan Manajemen, Fakultas Ekonomi dan Bisnis, Universitas Pelita Harapan Surabaya.*

Student Name : Donny Tiendey
NPM : 00000027400
Department : *Management*

Hereby declare that the work of Final Paper that I created with the title of
**“THE EFFECT OF MERCHANDISE QUALITY, STORE FAMILIARITY,
STORE CONVENIENCE THROUGH STORE AFFECT TOWARD
CUSTOMER LOYALTY OF ADIDAS TUNJUNGAN PLAZA SURABAYA”**
is:

- 1) Created and completed by my own, by using the result of lectures, field reviews and books and journal references listed in the list of references at the end of my Final Paper.
- 2) Not a duplication of other papers that have been published or have ever been used to get a degree at another university, except in parts of the information sources listed by proper reference.
- 3) Not the work of translated collections of reference books or journals listed the reference at the end of my Final Paper

If it is proved that I did not fulfil what has been stated above, the work of this Final Paper is invalid,

Surabaya, 16th September 2019

Declared by,



Donny Tiendey



UNIVERSITAS PELITA HARAPAN SURABAYA
STATEMENT OF AUTHENTICITY OF FINAL PAPER

AGREEMENT OF MENTORING GUIDANCE FOR FINAL PAPER
ANALYSIS OF THE EFFECT OF MERCHADISE QUALITY, STORE
FAMILIARITY, STORE CONVENIENCE THROUGH STORE AFFECT
TOWARD CUSTOMER LOYALTY OF ADIDAS TUNJUNGAN PLAZA
SURABAYA

By:

Student Name : Donny Tiendey
NPM : 00000027400
Department : Manajemen

Has been examined and approved for submission and defended in a comprehensive presentation in order to obtain the degree of Sarjana Ekonomi Strata Satu in Fakultas Ekonomi, Universitas Pelita Harapan Surabaya.

Surabaya, 16th September 2019

Approving:

Advisor 1

Dr. Amelia, SE, RFP-I, MM

Co-Advisor

Hananiel Mennoverdi G., BA, M.BA.

Head of Management Department

Dr. Amelia, SE, RFP-I, M.M

Dr. Ronald, ST, M.M






UNIVERSITAS PELITA HARAPAN SURABAYA
STATEMENT OF AUTHENTICITY OF FINAL PAPER

AGREEMENT OF PANELIST APPROVAL FOR FINAL PAPER

On (day and month) has been held a comprehensive presentation in order to fulfill academic requirement to obtain *Sarjana Manajemen Strata Satu* in *Fakultas Ekonomi dan Bisnis, Universitas Pelita Harapan Surabaya* on the behalf of:

Student Name : Donny Tiendey
NPM : 00000027400
Department : *Manajemen*

Including Final Paper comprehensive test by the title of **“THE EFFECT OF MERCHANDISE QUALITY, STORE FAMILIARITY, STORE CONVENIENCE THROUGH STORE AFFECT TOWARD CUSTOMER LOYALTY OF ADIDAS TUNJUNGAN PLAZA SURABAYA”** panelist team consisting of:

Board of Panelist:	Status	Signature
1. Dr. Amelia, SE, RFP-I, M.M	As the Advisor	
2. Dr. Ronald, ST, M.M.	As the Member	
3. Dr. Yanuar Dananjaya B.Sc., M.M	As the Member	

ABSTRACT

Technological and industrial developments in Indonesia are accompanied by the increasing economic growth of the people from year to year. This causes the lifestyle of a society able to change, in terms of style of dress, shoes and others. Especially in Indonesia Southeast Asian Asia, it also has an impact on the apparel, sneakers, shoes and fashion sports industries. Further more in the millennials era of sport shoes and sneaker people tend to use, as a complement to fashion, so this is a change that affects people's fashion styles in the Southeast Asia region. Adidas realizes this great opportunity for shoe companies to enter the Indonesian market. Adidas entered the market in Indonesia since the 90s, They provide a good brand image and the quality of shoes they offered they could dominate the market in Indonesia. (Adidas.co.id 2016).

This study aimed to determine the Effect of Merchandise Quality, Store Familiarity, Store Convenience Toward Store Affect Through Customer Loyalty At Adidas Customer In Tunjungan Plaza Surabaya.

The sample used in this study is Adidas customers domiciled in Surabaya, man and woman aged between 18-60, have visited and purchased Adidas products about 2 times in the past 6 months, have used Adidas product for at least the past 6 months, and know of other similar products besides Adidas, a number of 120 respondents. For processing and analysing the data in this research used SPSS software version 22.0.

Based on the research that has been done, Merchandise Quality has a Significant effect on Store Affect with regression coefficient of 0.229 with a significance value of 0.018, Store Familiarity has a significant effect on Store Affect with a regression coefficient of 0.299 with a value significance of 0.002, Store Convenience has a significant effect on Store Affect with a coefficient of 0.277 with a significance of 0.002, Store Affect has a Significant effect on Customer Loyalty with regression coefficient of 0.547. with a significance value of 0.000. Based on this study, it can be concluded that Store Affect is the variable that most influences Customer Loyalty on Adidas products in Surabaya. Therefore, it is important for Adidas to always improve Store Affect by continually reviewing structuring and situation of the store due to make consumers more enthusiastic, interested in Adidas Store.

Keywords: Merchandise Quality, Store Familiarity, Store Convenience, Store Affect, Customer Loyalty, Adidas.

PREFACE

Praise to the Lord Jesus Christ for all the blessings that He has given and His guidance for this thesis preparation as the Final Project report with the title "THE EFFECT OF STORE FAMILIARITY, STORE CONVENIENCE THROUGH STORE AFFECT TOWARD CUSTOMER LOYALTY OF ADIDAS TUNJUNGAN PLAZA SURABAYA" can be completed on time for the undergraduate study.

The author also would like to greatly appreciate the following individuals for their valuable contributions in helping the author from the beginning to the end of this thesis as in this occasion, the author would like to thank:

1. Dr. Amelia, SE, MM., as the Advisor, for the priceless guidance, advices encouragement during the whole process of the thesis preparation and the patience and kindness in checking every single mistake in the paper before the submission. Thank You for your big gratitude of defending, guidance, and helping me in my proposal and final defence.
2. Hananiel Mennoverdi G., BA, M.BA., as the co-advisor, for the priceless guidance, encouragement, and the advice kindness in checking every single mistake in the paper before the submission during the whole process of the thesis preparation
3. Dr. Ronald, S.T., M.M. as one of the panelist during the final defense for the advice and guidance during the whole process of the thesis preparation.
4. For both my parents who always reminded and advised me on working on the final of this paper, and also the prayer given to me so that I could finish this final paper on time.
5. To all lecturers and tutors from UPH Surabaya and SIM-GE who has shared with us the knowledge and experiences throughout my study in Universitas Pelita Harapan Surabaya.
6. For Jessica Monita who always accompanied me when I was working on this final paper, helping me when distributing questionnaires and what was

important from all of them always reminded me not to be lazy and stay motivated under any conditions.

7. Friends from SIM-GE Batch 3, whom I help and support me throughout the campus life in UPH Surabaya.
8. For all my friends, family members, lecturers, university staffs, GPDI Youth and all other people involved in the preparation of the thesis that the author cannot mentioned one by one.

Although the thesis is still far from being perfect, the author does believe that this thesis will be useful for further usage. As the thesis is completed, with the effort and love from all the people involved in the preparation stage as mentioned before, and to them, the author dedicates this final paper.

Surabaya, 6 August 2019

Donny Tiendey

TABLE OF CONTENT

TITLE PAGE.....	i
AGREEMENT OF MENTORING GUIDANCE FOR FINAL PAPE.	ii
TABLE OF CONTENT	viii
LIST OF TABLES.....	xii
LIST OF FIGURE.....	xiv
LIST OF APPENDICES.....	xv
CHAPTER 1	1
INTRODUCTION	1
1.1 Background of the study	1
1.2 Research limitation.	11
1.3 Research problems	12
1.4 Research Objectives.	12
1.5 Research Contribution.	13
1.5.1 Theoretical benefits	13
1.5.2 Practical contribution.	13
1.6 Research outline	14
CHAPTER II	15
LITERATURE REVIEW	15
2.1.1 Customer Loyalty.	15
2.1.2 Store Affect	17
2.1.3 Store Convenience	18
2.1.4 Store Familiarity	19
2.1.5 Merchandise Quality	20
2.2 Previous research	22
2.3 Development of Hypotheses.....	24
2.3.1 Effect of Merchandise Quality on Store Affect to Adidas product	24
2.3.2 Effect of Store Familiarity on Store Affect to Adidas Product	24
2.3.3 Effect of Store Convenience on Store Affect to Adidas product	25
2.3.4 Effect of Store Affect on Customer Loyalty to Adidas product	26

2.4 Research Model	27
2.5 Flow Chart of Thinking	28
CHAPTER III	29
RESEARCH METHODOLOGY	29
3.1 Research Types and Data Types.....	29
3.1.1 Types of Research	29
3.1.2 Data Types	33
3.2 Population and Samples	30
3.2.1 Population	30
3.2.2 Samples	30
3.3 Data Collection Methods	31
3.4 Operational Definitions and Variable Measurements	33
3.5 Data Analysis Methods	34
3.5.1 Data Processing	34
3.5.2 Hypothesis Testing	35
3.5.2.1 Test Validity	35
3.5.2.2 Reliability Test	36
3.5.2.3 Classic Assumptions Test	36
A. Normality Test	36
B. Multicollinearity Test	37
C. Heteroscedasticity Test	37
D. Linearity Test	38
3.5.2.4 Linear Analysis	38
3.5.2.5 Simple Regression Linear Analysis	39
3.5.2.6 Multiple Regression Linear Analysis	39
3.5.2.7 Correlation Coefficient (R).....	41
3.5.2.8 Coefficient of Determination (R ²)	41
3.5.2.9 F-Test	42
3.5.2.10 T-Test	42
CHAPTER IV	43

RESULTS AND DISCUSSIONS	43
4.1 Adidas Overview	43
4.2 Data Analysis	44
4.2.1 Descriptive Statistics	44
4.2.1.1 Characteristics of Respondents	44
4.2.1.2 Respondents by Age	45
4.2.1.3 Respondents by Gender	46
4.2.1.4 Respondent's response	47
4.2.2.1 Respondent's response toward Customer Loyalty	48
4.2.2.2 Respondent's response toward Store Affect.....	49
4.2.2.3 Respondent's response toward Store Convenience	50
4.2.2.4 Respondent's response toward Store Familiarity	51
4.2.2.5 Respondent's response toward Merchandise Quality.....	52
4.2.3 Validity Test	58
4.2.4 Reliability Test	59
4.2.5 Classic Assumption Test Regression	60
4.2.5.1 Normality Test	60
4.2.5.2 Multicollinearity Test	61
4.2.5.3 Heteroscedasticity Test	62
4.2.5.4 Linearity Test	64
4.3.1 Regression Analysis	64
4.3.1.1 Simple Linear Regression Analysis	64
4.3.1.2 Multiple Linear Regression Analysis	65
4.3.2 Coefficient Correlation Analysis	67
4.3.2.1 Simple Coefficient Correlation Analysis	67
4.3.2.2 Multiple Coefficient Correlation Analysis	67
4.3.3 Coefficient Determination Analysis (R^2)	67
4.4 Hypotheses Testing Methods	68
4.4.1 Simultaneous Significance Test (F-Testing).....	68
4.4.2 Partial Significance Test (T-Testing)	69

4.5 Discussion	81
CHAPTER V	82
CONCLUSIONS, IMPLICATIONS, AND RECOMMENDATIONS	82
5.1 Conclusion	82
5.1.1 Conclusion of the Hypothesis	82
5.1.1.1 Merchandise Quality has a significant effect on Store Affect.	82
5.1.1.2 Store Familiarity has a significant effect on Store Affect	83
5.1.1.3 The Effect of Store Convenience towards Store Affect	84
5.1.1.4 Store Affect has a significant effect on Customer Loyalty.	85
5.1.2 Conclusion on Research Problems.	86
5.2 Implications	87
5.2.1 Theoretical Implications	88
5.2.2 Managerial Implications	88
5.3 Recommendations	92
REFERECES	93

LIST OF TABLES

CHAPTER I INTRODUCTION

Table 1.1 Financial chart of Adidas company South-East Asian	4
Table 1.2 Adidas market sales data Indonesia	5
Table 1.3 Adidas Top brands 2018	5

CHAPTER III RESEARCH METHODS

Table 3.1 Questionnaire Design for Adidas	36
Table 3.2 Definition of Operational Variable	37
Table 3.3 Rules of Thumb Regarding the Size	46

CHAPTER IV DATA ANALYSIS AND DISCUSSION

Table 4.1 Based on Age	49
Table 4.2 Respondents by Gender	50
Table 4.3 Degree of Assessment for Each Variable	51
Table 4.4 Respondents' Response to Customer Loyalty	52
Table 4.5 Respondents' Response to Store Affect	53
Table 4.6 Respondents' Response to Store Convenience	54
Table 4.7 Respondents' Response to Store Familiarity	55
Table 4.8 Respondents' Response to Merchandise Quality	56
Table 4.9 Respondents' Answers to Variables Customer Loyalty	57
Table 4.10 Respondents' Answers to Variables Store Affect	58
Table 4.11 Respondents' Answers to Variables Store Convenience	59
Table 4.12 Respondents' Answers to Variables Store Familiarity	60
Table 4.13 Respondents' Answers to Variables Merchandise Quality	61
Table 4.14 Customer Loyalty Variable Validity Test	62
Table 4.15 Store Affect Variable Validity Test	62
Table 4.16 Store Convenience Variable Validity Test.....	62
Table 4.17 Store Convenience Variable Validity Test.....	62
Table 4.18 Merchandise Quality Variable Validity Test	63
Table 4.19 Reliability Test	63

Table 4.20 One-Sample Kolmogorov-Smirnov Test	64
Table 4.21 Tolerance dan VIF (MQ,SF,SC*SA)	65
Table 4.22 Spearman Rho's Test Correlation	67
Table 4.23 Results of Linearity Test	68
Table 4.24 Results of Simple Regression (SA * CL).....	68
Table 4.25 Results of Multiple Regression (MQ, SF, SC * SA)	69
Table 4.26 Results of Coefficient Determination I (R^2)	71
Table 4.27 Results of Coefficient Determination II (R^2)	72
Table 4.28 Results of F-Testing	72
Table 4.29 Results of T-Testing	73
Table 4.30 Store Affect Indicators	80
Table 4.31 Store Familiarity Indicators	81
Table 4.32 Store Convenience Indicators	82
Table 4.33 Merchandise Quality Assortment Indicators.....	83
Table 4.34 Customer Loyalty Indicators	84
CHAPTER V CONCLUSIONS, IMPLICATIONS, AND RECOMMENDATIONS	
Table 5.2.1 Theoretical Implications	91
Table 5.2.2 Managerial Implications	95

LIST OF FIGURES

CHAPTER I INTRODUCTION

Figure 1.1 Indonesian Economic Growth 2011 - 2017	2
Figure 1.2 Adidas market domination	4
Figure 1.3 Adidas Store – Tunjungan plaza review on Google.....	7
Figure 1.4 Adidas Store Tunjungan plaza 1	8
Figure 1.5 Adidas three stripes store – Surabaya, Tunjungan plaza 5	9
Figure 1.6 Adidas Best Quality Wear	10

CHAPTER II LITERATURE REVIEW

Figure 2.1 Research Model	27
---------------------------------	----

CHAPTER IV DATA ANALYSIS AND DISCUSSION

Figure 4.1: Pie Diagram based on age. Source: Data Analyzed	45
Figure 4.2 Diagram of Respondents by Gender	46
Figure 4.3: Scatterplot Normality Test Store Affect	60
Figure 4.4: Scatterplot Normality Test Store Affect	61
Figure 4.5 : Scatterplot Heteroscedasticity Test Store Affect	62
Figure 4.6 : Scatterplot Heteroscedasticity Test Customer Loyalty	63
Figure 4.7 Research Model	71

LIST OF APPENDICES

Appendix A	Kuesioner	A-1
Appendix B	Questionnaire	B-1
Appendix C	Questionnaire Data	C-1
Appendix D	RESULTS OF DATA CALCULATIONS USING SPSS 22.0	D-1
Appendix E	DATA QUALITY ANALYSIS	E-1
Appendix F	RESEARCH MODEL TEST	F-1
Appendix G	HYPOTHESIS ANALYSIS	G-1