

FINAL PAPER

IMPACT OF CAPITAL AND LABOR ON GDP OF OECD-MEMBER COUNTRIES WITH HIGH AND LOW BROADBAND INFRASTRUCTURE

Submitted as a final requirement to obtain the degree of
Sarjana Ekonomi Strata Satu

By:

NAME : BEZALEEL HADINATA

NPM : 01120110014



**PROGRAM STUDI MANAJEMEN
FAKULTAS EKONOMI
UNIVERSITAS PELITA HARAPAN
SURABAYA
2014**



**UNIVERSITAS PELITA HARAPAN SURABAYA
STATEMENT OF ORIGINALITY OF FINAL
PAPER**

I am student from Management Department, Faculty of Economy, Universitas Pelita Harapan Surabaya

Student Name : Bezaleel Hadinata
NPM : 01120110014
Department : *Manajemen*

Hereby declare that the work of the Final paper that i created with the title of **“IMPACT OF CAPITAL AND LABOR ON GDP OF OECD-MEMBER COUNTRIES WITH HIGH AND LOW BROADBAND INFRASTRUCTURE”** is:

- 1) Created and completed by my own, by using the results of lecturers, field reviews and books and journal references listed in the list of references at the end of my Final paper.
- 2) Not a duplication of other papers that have been published or have ever been used to get a degree at another university, except in parts of the information sources listed by proper reference.
- 3) Not the work of translated collections of reference books of journals listed in the references at the end of m Final paper.

If it is proved that I did not fulfill what has been stated above, this Final Paper will be invalid and cancelled.

Surabaya, 03 December 2014

Declared by,



(Bezaleel Hadinata)



UNIVERSITAS PELITA HARAPAN SURABAYA
FAKULTAS EKONOMI

AGREEMENT OF MENTORING GUIDANCE FOR FINAL PAPER
“IMPACT OF CAPITAL AND LABOR ON GDP OF OECD-MEMBER
COUNTRIES WITH HIGH AND LOW BROADBAND
INFRASTRUCTURE”

By :

Name : Bezaleel Hadinata

NPM : 01120110014

Department : Manajemen

Has been checked and recommended for final and comprehensive oral defense in order to obtain the degree of *Sarjana Ekonomi* at *Fakultas Ekonomi*, Universitas Pelita Harapan Surabaya.

Surabaya, 03 December 2014

Agreed:

Advisor

Ronald S., S.T., M.M.

Co-Advisor

Oliandes Sondakh, S.E., M. M

Head

Program Studi Manajemn

Ronald S., S.T., M.M.

Dean

Fakultas Ekonomi

Prof. Louie A. Divinagracia M. Sc., DBA






UNIVERSITAS PELITA HARAPAN SURABAYA
FAKULTAS EKONOMI

FINAL PAPER EXAMINATION COMMITTEE

On Wednesday, 3 December 2013, this Final Paper has been examined in a comprehensive oral presentation to fulfill one of the academic requirements to obtain the degree of *Sarjana Ekonomi* at the Fakultas Ekonomi, Universitas Pelita Harapan Surabaya:

Name : Bezaleel Hadinata
NPM : 01120110014
Department : *Manajemen*

The members of the Examination Committee involved in the comprehensive oral examination of this Final Paper entitled **“IMPACT OF CAPITAL AND LABOR ON GDP OF OECD-MEMBER COUNTRIES WITH HIGH AND LOW BROADBAND INFRASTRUCTURE”** were the following:

Name	Status	Signature
1. Ronald Suryaputra, S.T	as Head of the Committee And Thesis Advisor	
2. Prof. Maria Rochelle G. Divinagracia, M. Sc, DBA.	as member of the committee	
3. Yanuar Dananjaya, B.Sc, M.M	as member of the committee	

ACKNOWLEDGEMENT

First and above all, thanks to Jesus Christ, Almighty God, for providing this opportunity and granting the capability to proceed successfully. Thank God for being strength and guide in the writing of this thesis. Without Him, I would not have had the wisdom or the physical ability to do so.

This thesis appears in its current form due to the assistance and guidance of following people therefore the author would like to offer sincere thanks to all of them:

1. Prof. Louie A. Divinagracia, M.Sc., DBA. as the dean of UPH Surabaya Business School for giving and opportunity for the author to conduct this research.
2. Ronald Suryaputra S.T., M.M. as the Head of Management Department as well as thesis advisor who had always encouraged the author to do the best. Thanks for devoting much time to reading my work over and over again. Thanks for the priceless guidance and patience during the completion of this final paper.
3. Oliandes Sondakh S.E., M.M. as the co-advisor for the patience in checking every single mistake.
4. Prof. Maria Rochelle Divinagracia M.Sc., DBA as the panelist during proposal and final defense. Thank you for all the recommendations and direction which enable the author to improve the quality of this final paper.
5. Amelia S.E.,RFP-I,M.M for all the suggestions, ideas, knowledges during the completion of this paper.
6. Mr. Daniel Pudjiono and Mrs. Lydia Anna, as the author's parents who always give support and prayers.
7. Sarah Febe Angelina as the author's sister who always provided snacks during the completion of this final paper.
8. Raymond Abraham as the author's friend for devoting much time to help the author in completing this final paper such as gathered the data, how to run software step by step, and always gave endless support to the author.

9. Vincent, Olivia, Yosephina, Tasha, Lois, Nuel, San, Juan as the author's classmates and all management students batch of 2011. Thank you for these amazing three years study in UPH Surabaya. Wish you have an amazing career indeed.
10. Fellas (Yosephien as a fellas leader, Nico, Roi, Arief) for all the refreshments (vacation, movies, karaoke, culinary) and endless support during the completion of this thesis. You are the best guys.

Although this thesis is still far from being perfect, but the author believe this thesis will be useful for further usage. As the thesis is completed with effort and love from all the parties who involved in the preparation stage as mentioned before, to them, the author dedicates this Final Paper.

Surabaya, 3 December 2014

Bezaleel Hadinata

TABLE OF CONTENTS

	Page
STATEMENT OF ORIGINALITY OF FINAL PAPER	i
AGREEMENT OF MENTORING GUIDANCE FOR FINAL PAPER	ii
FINAL PAPER EXAMINATION COMMITTEE	iii
ABSTRACT	iv
ACKNOWLEDGEMENTS	v
TABLE OF CONTENTS	vii
LIST OF TABLE	x
LIST OF FIGURES	xi
LIST OF APPENDICES	xii
CHAPTER I INTRODUCTION	
1.1 Background of the Study.....	1
1.2 Research Problems	7
1.3 Research Objectives	7
1.4 Research Contributions	8
1.5 Research Limitations.....	8
1.6 Research Outline	9
CHAPTER II REVIEW OF RELATED LITERATURE	
2.1 Classical Theory of Economic Growth	10
2.2 Neoclassical Theory of Economic Growth	11
2.3 Gross Domestic Product (GDP).....	13
2.4 Capital	15
2.5 Labor	18
2.6 Hypotheses	20
2.7 Research Model	20
2.8 Operational Framework	22
CHAPTER III RESEARCH METHODOLOGY	
3.1 Research Design.....	24
3.2 Research Variables.....	24
3.2.1 Dependent Variables	24

3.2.2 Independent Variables.....	24
3.2.2.1 Capital.....	24
3.2.2.2 Labor Force.....	25
3.3 Methods of Data Collection	25
3.3.1 Source of Data.....	25
3.3.2 Sample and Sampling Plan.....	25
3.4 Method of Data Analysis	26
3.4.1 Regression Data Pooling	26
3.4.1.1 Common Effect Model	26
3.4.1.2 Fixed Effect Model	27
3.4.1.3 Random Effect	27
3.4.2 Chow Test and Hausman Test.....	27
3.4.2.1 Chow Test.....	27
3.4.2.2 Hausman Test	28

CHAPTER IV RESULTS AND DISCUSSION

4.1 OECD Profile	29
4.2 Analysis on OECD countries	31
4.2.1 Analysis on groups of OECD countries	32
4.2.1.1 Analysis on High Broadband	32
4.2.1.2 Analysis on Low Broadband	34
4.3 Discussion	35
4.3.1 Impact of Capital and labor on OECD.....	36
4.3.1.1 Impact of Capital on OECD	36
4.3.1.2 Impact of Labor on OECD	37
4.3.2 Impact on High and Low Broadband	40
4.3.2.1 Impact of Capital on High and Low	40
4.3.2.2 Impact of Labor on High and Low	42
4.4 Impact of Broadband on GDP	44
4.5 Impact of This Study on Indonesia	45

CHAPTER V SUMMARY, CONCLUSIONS, AND RECOMMENDATIONS

5.1 Summary	46
5.2 Conclusions	47

5.3 Recommendations	47
5.3.1 Government	47
5.3.2 OECD countries	48
REFERENCES	49

LIST OF TABLES

Table 1 Real GDP per capita of OECD Countries in International dollar	1
Table 2 Members of OECD countries.....	2
Table 3 World Broadband Users.....	5
Table 4 Broadband Penetration of OECD countries	6
Table 5 Valuing Capital Stock	16
Table 6 Previous Study	19
Table 7 Analysis Result on all OECD countries	31
Table 8 Analysis Result on High Broadband Countries	33
Table 9 Analysis on Low Broadband Countries	34
Table 10 Analysis Result Comparison.....	35
Table 11 Inflation Rate on High and Low Broadband Countries last 10 years	41
Table 12 Labor force with Tertiary Education (%).....	43

LIST OF FIGURES

Figure 1 Poverty Cycle.....	3
Figure 2 Theoretical Framework.....	26
Figure 3 OECD logo	30
Figure 4 Average Total Labor Force of OECD countries.....	38
Figure 5 Total Employed Labor Force Participation Rate	39

LIST OF APPENDICES

Appendix A.....	A-1
Appendix B.....	B-1
Appendix C.....	C-1
Appendix D.....	D-1
Appendix E.....	E-1
Appendix F.....	F-1
Appendix G.....	G-1
Appendix H.....	H-1
Appendix I.....	I-1
Appendix J.....	J-1
Appendix K.....	K-1
Appendix L.....	L-1
Appendix M.....	M-1
Appendix N.....	N-1
Appendix O.....	O-1
Appendix P.....	P-1