

FINAL PAPER

**THE EFFECTS OF ISO 9001:2008 QUALITY MANAGEMENT SYSTEM
AND CORPORATE QUALITY CULTURE TOWARDS EMPLOYEE
PERFORMANCE AT PT. ANEKA GAS INDUSTRI V, SIDOARJO**

Submitted as a final requirement to obtain the degree of
Sarjana Ekonomi Strata Satu

By:

NAME : EVELYN HANSEN

NPM : 01120090011



**Program Studi Manajemen
Fakultas Ekonomi
Universitas Pelita Harapan
Surabaya
2012**



UNIVERSITAS PELITA HARAPAN SURABAYA STATEMENT OF ORIGINALITY OF FINAL PAPER

I, a student of the Jurusan Manajemen, Fakultas Ekonomi, Universitas Pelita Harapan Surabaya,

Student Name : Evelyn Hansen
NPM : 01120090011
Department : *Manajemen*

Hereby declare that the Final Paper I have written entitled "**THE EFFECTS OF ISO 9001:2008 QUALITY MANAGEMENT SYSTEM AND CORPORATE QUALITY CULTURE TOWARDS EMPLOYEE PERFORMANCE AT PT. ANEKA GAS INDUSTRI V, SIDOARJO**" is:

- 1) Written and completed by myself using lecture materials, field research, textbooks, and journals listed in the references section of this Final Paper;
- 2) Not a duplication of published final paper or thesis used for obtaining the Bachelor's degree from other universities, except for the review of literature with proper reference citation; and
- 3) Not a translation of a book or journal listed in the references section of this Final Paper.

If I am proven for not being truthful, this Final Paper will be invalid and cancelled.

Surabaya, 23 November 2012
Declared by,



(Evelyn Hansen)



UNIVERSITAS PELITA HARAPAN SURABAYA
FAKULTAS EKONOMI

AGREEMENT OF MENTORING GUIDANCE FOR FINAL PAPER

**THE EFFECTS OF ISO 9001:2008 QUALITY MANAGEMENT SYSTEM
AND CORPORATE QUALITY CULTURE TOWARDS EMPLOYEE
PERFORMANCE AT PT. ANEKA GAS INDUSTRI V, SIDOARJO**

By :

Name : Evelyn Hansen

NPM : 01120090011

Department : *Manajemen*

Has been checked and recommended for final and comprehensive oral defense in order to obtain the degree of *Sarjana Ekonomi* at the Fakultas Ekonomi, Universitas Pelita Harapan Surabaya.

Surabaya, 23 November 2012

Agreed:

Advisor

**Prof. Maria Rochelle G.
Divinagracia, M.Sc., DBA**

Co-Advisor

Oliandes Sondakh, S.E., M.M.

**Head
Program Studi Manajemen**



Ronald S., S.T., M.M.

**Dean
Fakultas Ekonomi**



**Prof. Louie A. Divinagracia, M.Sc.,
DBA**






UNIVERSITAS PELITA HARAPAN SURABAYA
FAKULTAS EKONOMI

FINAL PAPER EXAMINATION COMMITTEE

On Tuesday, 11 December 2012, this Final Paper has been examined in a comprehensive oral presentation to fulfill one of the academic requirements to obtain the degree of *Sarjana Ekonomi* at the Fakultas Ekonomi, Universitas Pelita Harapan Surabaya:

Name : **Evelyn Hansen**
NPM : **01120090011**
Department : **Manajemen**

The members of the Examination Committee involved in the comprehensive oral examination of this Final Paper entitled **“THE EFFECTS OF ISO 9001:2008 QUALITY MANAGEMENT SYSTEM AND CORPORATE QUALITY CULTURE TOWARDS EMPLOYEE PERFORMANCE AT PT. ANEKA GAS INDUSTRI V, SIDOARJO”** were the following:

Name	Status	Signature
1. Prof. Maria Rochelle G. Divinagracia, M.Sc, DBA.	as Head of the Committee and Thesis Advisor	
2. Ronald Suryaputra, S.T., M.M	as Member of the Committee	
3. Hendro Susanto, S.E., M.M	as the Member of the Committee	

ACKNOWLEDGEMENT

Thank God, the Creator and the Guardian, for the wisdom and perseverance He had given to the author during this Final Paper project, and indeed, throughout author's life.

It would not have been possible to write this Final Paper without the help and support of the generous people around the author. Author would like to sincerely thank you for the great support and patience to as follows:

1. Prof. Louie A. Divinagracia, M.Sc., DBA. as the Dean of UPH Surabaya Business School, Head of the MM Study Program of Universitas Pelita Harapan Surabaya, who kindly supported the author in completion of her study.
2. Ronald S., S.T., M.M. as the Head of Management Department and panelist, who had encouraged the author to never give up on everything.
3. Prof. Maria Rochelle G. Divinagracia, M.Sc., DBA. as Thesis Advisor and Academic Advisor of the International Class students batch 02, who had provided motivation, direction, and support for the author in pursuing her undergraduate program. Thank you for life lessons given.
4. Oliandes Sondakh, S.E., M.M. as Thesis Co-Advisor for helping the author to complete this Final Paper by giving recommendation, useful direction, and the continual support for the author. Thank you for answering author's BBM messages even after office hours.
5. Hendro Susanto, S.E., M.M as panelist
6. All Business School lecturers of Universitas Pelita Harapan Surabaya, who have shared knowledge and experiences
7. All lecturers and staffs of Universitas Pelita Harapan Surabaya
8. Harijono Sugiantoro and Christine Sucahyono as the author's parents who had provided never-ending support, financially and emotionally, and sincere

prayers. Not forgetting Everton Hansen, Evander Hansen, Tentinovi Angelika, and Maximillian Everlino Hansen. Cherish the family.

9. The management and employees of Samator Group and PT. Aneka Gas Industri V, Sidoarjo who had allowed and helped the author in holding the study in the company.
10. Author's friends at MINT 2009, who had gone through these awesome 3.5 years together. In particular, the author would like to thank Anita Carolina S. and Malvin Ling, for being there in good and bad times.
11. Author's co-workers at HMJ Manajemen, who had showed fantastic effort and teamwork in promoting our department.
12. Denis Lora as the author's senior in Universitas Pelita Harapan Surabaya, for the superb support and advises in completing this Final Paper.
13. Last but not least, the author is most grateful to Johanes Abdi Mulia (and family) for the great support and companion. I thought I didn't qualify.

Thank you for all assistance and support; may God bless.

Surabaya, January 2013

Evelyn Hansen

TABLE OF CONTENTS

	Page
TITLE PAGE	i
STATEMENT OF ORIGINALITY OF FINAL PAPER.....	ii
AGREEMENT OF MENTORING GUIDANCE FOR FINAL PAPER ...	iii
FINAL PAPER EXAMINATION COMMITTEE	iv
ABSTRACT.....	v
ACKNOWLEDGEMENT	vi
TABLE OF CONTENTS.....	viii
LIST OF TABLES	xii
LIST OF FIGURES	xiii
LIST OF APPENDICES	xv
CHAPTER I INTRODUCTION	1
1.1 Background of the Study	1
1.2 Research Problems.....	7
1.3 Research Objectives.....	7
1.4 Research Contributions.....	8
1.5 Research Limitation	8
1.6 Research Outline.....	9
CHAPTER II REVIEW OF RELATED LITERATURE	11
2.1 ISO 9001 Certification Planning.....	11
2.2 Organizational Commitment.....	19
2.3 Procedures Implementation.....	21
2.4 Corporate Quality Culture.....	22
2.5 Employee Performance	26
2.6 ISO 9001 Certification Planning and Corporate Quality Culture.....	27
2.7 Organizational Commitment and Corporate Quality Culture.....	28
2.8 Procedures Implementation and Corporate Quality Culture.....	28
2.9 ISO 9001 Certification Planning and Employee Performance.....	29
2.10 Organizational Commitment and Employee Performance	29
2.11 Procedures Implementation and Employee Performance	30
2.12 Corporate Quality Culture and Employee Performance	30
2.13 Theoretical Framework	31
2.14 Operational Framework	32

2.15 Hypothesis.....	33
CHAPTER III RESEARCH METHODOLOGY	34
3.1 Research Design.....	34
3.2 Research Variables.....	34
3.2.1 Operations Definitions	34
3.2.2 Variables to be Tested.....	35
3.2.3 Levels of Measurement and Scaling Techniques.....	36
3.3 Data Collection Method	36
3.3.1 Sources of Data	36
3.3.2 Sample and Sampling Plan	37
3.3.3 Research Instruments	38
3.4 Methods of Data Analysis.....	38
3.4.1 Descriptive Analysis of Demographic Data of Respondents.....	38
3.4.2 Descriptive Analysis for Indicators of ISO 9001 Certification Planning, Organizational Commitment Procedures Implementation, Corporate Quality Culture, and Employee Performance.....	39
3.4.3 Linear Regression Analysis.....	39
CHAPTER IV RESULTS AND DISCUSSION	45
4.1 Brief Description of PT. Aneka Gas Industri, Sidoarjo	45
4.1.1 Establishment of the Company.....	45
4.1.2 Organizational Structure of the Company	46
4.1.3 Implementation of ISO 9001:2008 Certification in the Company.....	49
4.2 Characteristics of Employee of PT. Aneka Gas Industri V, Sidoarjo.....	52
4.2.1 Gender.....	53
4.2.2 Age.....	53
4.2.3 Educational Background.....	54
4.2.4 Year of Employment.....	55
4.2.5 Employment Position.....	55
4.2.6 Company Department	56
4.3 Mean Rating and Standard Deviation of Each Indicator ..	57
4.3.1 Mean Rating and Standard Deviation of Each Indicator of ISO 9001 Certification Planning.....	58
4.3.2 Mean Rating and Standard Deviation of Each Indicator of Organizational Commitment.....	59
4.3.3 Mean Rating and Standard Deviation of Each Indicator of Procedures Implementation	60
4.3.4 Mean Rating and Standard Deviation of Each	

Indicator of Organizational Commitment.....	61
4.3.5 Mean Rating and Standard Deviation of Each Indicator of Employee Performance.....	62
4.4. Validity and Reliability Test Results	63
4.4.1 Result of Validity Test	63
4.4.2 Result of Reliability Test	64
4.5 Classical Assumption Test Results	65
4.5.1 Result of Normality Test.....	65
4.5.2 Result of Homoscedasticity Test.....	67
4.5.3 Result of Linearity Test.....	69
4.5.4 Result of Independence of Error Test	70
4.6 Hypothesis Testing.....	72
4.6.1 The Effect of ISO 9001 Certification Planning on Corporate Quality Culture (H ₁).....	75
4.6.2 The Effect of Organizational Commitment on Corporate Quality Culture (H ₂).....	75
4.6.3 The Effect of Procedures Implementation on Corporate Quality Culture (H ₃).....	76
4.6.4 The Effect of ISO 9001 Certification Planning on Employee Performance (H ₄)	77
4.6.5 The Effect of Organizational Commitment on Employee Performance (H ₅)	78
4.6.6 The Effect of Procedures Implementation on Employee Performance (H ₆)	79
4.6.7 The Effect of Corporate Quality Culture on Employee Performance (H ₇)	79
4.6.8 The Effect of ISO 9001 Certification Planning, Organizational Commitment, and Procedures Implementation on Corporate Quality Culture (H ₈).	80
4.6.9 The Effect of ISO 9001 Certification Planning, Organizational Commitment, and Procedures Implementation on Employee Performance (H ₉).....	82
4.7 Discussion	83
4.7.1 The Effect of ISO 9001 Certification Planning on Corporate Quality Culture (H ₁).....	84
4.7.2 The Effect of Organizational Commitment on Corporate Quality Culture (H ₂).....	85
4.7.3 The Effect of Procedures Implementation on Corporate Quality Culture (H ₃).....	87
4.7.4 The Effect of ISO 9001 Certification Planning on Employee Performance (H ₄)	89
4.7.5 The Effect of Organizational Commitment on Employee Performance (H ₅)	90
4.7.6 The Effect of Procedures Implementation on Employee Performance (H ₆)	91

4.7.7 The Effect of Corporate Quality Culture on Employee Performance (H ₇)	93
4.7.8 The Effect of ISO 9001 Certification Planning, Organizational Commitment, and Procedures Implementation on Corporate Quality Culture (H ₈).	95
4.7.9 The Effect of ISO 9001 Certification Planning, Organizational Commitment, and Procedures Implementation on Employee Performance (H ₉).....	98
CHAPTER V SUMMARY, CONCLUSION, AND RECOMMENDATION	102
5.1 Summary	102
5.2 Conclusion	105
5.3 Recommendation.....	107

REFERENCES

APPENDICES

LIST OF TABLES

	Page
Table 1 Internal and External Benefits of ISO 9001 Certification.....	12
Table 2 Benefits of ISO 9001 Certification and its References	11
Table 3 Comparison of ISO 9001:2000 and ISO 9001:1994.....	12
Table 4 A Framework of Quality Culture	22
Table 5 Criteria of Respondents' Answers	33
Table 6 Research Population.....	34
Table 7 Interpretation of R Value	39
Table 8 Certifications and Achievements of PT. Aneka Gas Industri	49
Table 9 Categories of Respondents' Answer.....	58
Table 10 Mean Rating and Standard Deviation of Each Indicator of ISO 9001 Certification Planning	59
Table 11 Mean Rating and Standard Deviation of Each Indicator of Organizational Commitment.....	60
Table 12 Mean Rating and Standard Deviation of Each Indicator of Procedures Implementation.....	61
Table 13 Mean Rating and Standard Deviation of Each Indicator of Corporate Quality Culture.....	62
Table 14 Mean Rating and Standard Deviation of Each Indicator of Employee Performance	63
Table 15 Result of Validity Test	64
Table 16 Result of Reliability Test	65
Table 17 Result of Linearity Test.....	70
Table 18 Result of Independence of Error Test	71
Table 19 Result of Multicollinearity Test	72
Table 20 Correlation Analysis of Variables.....	72
Table 21 Result of Simple Linear Regression Analysis for H ₁ to H ₇	73
Table 22 Result of Multiple Linear Regression Analysis for H ₈ and H ₉	74
Table 23 Comparison of Mean Rating on Organizational Commitment Based on Position.....	96

LIST OF FIGURES

	Page
Figure 1 Companies with ISO 9001 Certification in Africa, West Asia, and and World.....	2
Figure 2 Comparison of DPMO (Defects per Million Opportunity) for ISO and non ISO Certified Companies	5
Figure 3 The ISO 9001 Process Approach.....	16
Figure 4 Baldrige Criteria for Performance Excellence Framework, A Systems Perspective	25
Figure 5 Theoretical Framework of the Study	28
Figure 6 Operational Framework of the Study	29
Figure 7 Organizational Structure of PT. Aneka Gas Industri V, Sidoarjo.....	48
Figure 8 Percentage of Employees based on Gender	53
Figure 9 Percentage of Employees based on Age	54
Figure 10 Percentage of Employees based on Educational Background.....	55
Figure 11 Percentage of Employees based on Year of Employment.....	55
Figure 12 Percentage of Employees based on Employment Position.....	56
Figure 13 Percentage of Employees based on Company Department	57
Figure 14 Normal Probability Plot for Indicators of ISO 9001 Certification Planning, Organizational Commitment, and Procedures Implementation to Corporate Quality Culture (QC).....	66
Figure 15 Normal Probability Plot for Indicators of ISO 9001 Certification Planning, Organizational Commitment, and Procedures Implementation to Employee Performance (EP)	66
Figure 16 Normal Probability Plot for Indicators of Corporate Quality Culture to Employee Performance (EP).....	67
Figure 17 Scatterplot for ISO 9001 Certification Planning, Organizational Commitment, and Procedures Implementation to Corporate Quality Culture (QC).....	68

Figure 18 Scatterplot for ISO 9001 Certification Planning, Organizational
Commitment, and Procedures Implementation to Employee
Performance (EP) 68

Figure 19 Scatterplot for Corporate Quality Culture
to Employee Performance (EP)..... 69

LIST OF APPENDICES

	Page
Appendix A: Permission Letter to Conduct Study.....	A-1
Appendix B: Research Questionnaire	B-1
Appendix C: Interview Guide	C-1
Appendix D: Vision and Mission of PT. Aneka Gas Industri.....	D-1
Appendix E: Quality Policy of PT. Aneka Gas Industri.....	E-1
Appendix F: Ten Principles of Working Culture of PT. Aneka Gas Industri .	F-1
Appendix G: Data Recapitulation	G-1
Appendix H: Text Output from SPSS version 16.0: Validity Test	H-1
Appendix I: Text Output from SPSS version 16.0: Reliability Test	I -1
Appendix J: Text Output from SPSS version 16.0: Normality Test, Multicollinearity Test, and Homoscedasticity Test.....	J-1
Appendix K: Text Output from SPSS version 16.0: Linearity Test.....	K-1
Appendix L: Text Output from SPSS version 16.0: Independence of Error Test, Hypothesis Testing, Coefficient of Determination ..	L-1
Appendix M: Critical Values of the t Distribution	M-1
Appendix N: Critical Values of the F Distribution	N-1