

FINAL PAPER

**THE EFFECT OF WORKPLACE ROMANCE,
TASK AND CONTEXTUAL PERFORMANCE
TOWARDS JOB SATISFACTION AND
ORGANIZATIONAL COMMITMENT
ON TURNOVER INTENTION**

Written to fulfill academic requirements
to obtain **Sarjana Ekonomi Strata Satu**

By:
NAME : **DAVID ZAKHARIA HARIANTO**
NPM : **01120130023**



PROGRAM STUDI MANAJEMEN
FAKULTAS EKONOMI
UNIVERSITAS PELITA HARAPAN
SURABAYA
2016



UNIVERSITAS PELITA HARAPAN SURABAYA
STATEMENT OF ORIGINALITY OF FINAL PAPER

I, as a student of International Business Management Study Program, Faculty of Economy, Universitas Pelita Harapan Surabaya with the following:

Student name · David Zakharia Harianto

NPM 01120130023

Department Manajemen

Hereby declare that the Thesis Proposal that I have written, entitled.

**“THE EFFECT OF WORKPLACE ROMANCE, TASK AND
CONTEXTUAL PERFORMANCE TOWARDS JOB SATISFACTION AND
ORGANIZATIONAL COMMITMENT ON TURNOVER INTENTION”**

is:

1. Written and completed by myself using lecture materials, field research, textbooks, and journals listed in the references sections of this Final Paper
2. Not a duplication of published final paper or thesis used for obtaining the Bachelor's degree from other universities, except for the review of literature with proper reference citation; and
3. Not a translation of a book or journal listed in the references section of this Final Paper.

If I am proven for not being truthful, this Thesis Proposal will be invalid or cancelled.

Surabaya, 18 Agustus 2016

Declared by



David Zakharia Harianto



UNIVERSITAS PELITA HARAPAN SURABAYA
UNIVERSITAS PELITA HARAPAN SURABAYA
FAKULTAS EKONOMI

AGREEMENT OF MENTORING GUIDANCE FOR FINAL PAPER

**THE EFFECT OF WORKPLACE ROMANCE, TASK AND
CONTEXTUAL PERFORMANCE TOWARDS JOB SATISFACTION AND
ORGANIZATIONAL COMMITMENT ON TURNOVER INTENTION**

By

Name David Zakharia Harianto

NPM 01120130023

Department *Manajemen*

Has been checked and recommended for final and comprehensive oral defense in order to obtain the degree of Sarjana Ekonomi at Fakultas Ekonomi, Universitas Pelita Harapan Surabaya.

Surabaya, 18 Agustus 2015

Agreed;

Advisor

Oliandes Sondakh, S.E., M.M.

Co-Advisor


Yanuar Dananjaya, B.Sc., M.M.

Head
Program Studi Manajemen



Amelia, S.E., M.M.

Dekan
Fakultas Ekonomi



Dr Ronald, S.T., M.M.






UNIVERSITAS PELITA HARAPAN SURABAYA
FAKULTAS EKONOMI

AGREEMENT OF PANELIST APPROVAL FOR FINAL PAPER

On Tuesday, 14 September 2016 has been held a comprehensive presentation in order to fulfill academic requirements to obtain the bachelor degree of Economy in Faculty of Economy Universitas Pelita Harapan Surabaya on the behalf of:

Name David Zakharia Harianto
NPM 01120130023
Department *Manajemen*

Including Final paper comprehensive test by the title of "**THE EFFECT OF WORKPLACE ROMANCE, TASK AND CONTEXTUAL PERFORMANCE TOWARDS JOB SATISFACTION AND ORGANIZATIONAL COMMITMENT ON TURNOVER INTENTION**"
panelist team consist of:

	Board of Panelist	Status	Signature
1	Oliandes Sondakh, S.E., M.M.	as Head of the Committee and Thesis Advisor	
2	Dr. Ronald, S.T., M.M.	as member of the committee	
3	Amelia, S.E., M.M.	as member of the committee	

ACKNOWLEDGEMENT

Praise and gratefulness are delivered to the God almighty, for all of His mercy during the preparation of the thesis as the final requirement for getting the bachelor degree.

In this chance, the author would like to greatly appreciate the following people for the valuable contributions in helping the author from the beginning until the completion of the thesis:

1. Dr. Ronald Suryaputra S.T., M.M. as the Dean of Economic Faculty who had kindly support the author to finish this thesis.
2. Oliandes Sondakh S.E., M.M. as the thesis advisor who had kindly guide the author from the beginning of the writing of this thesis.
3. Yanuar Dananjaya, B. Sc., M.M. as the thesis co advisor who had kindly guided the author to be able to finish the thesis.
4. Other lecturers who had given the knowledge and influence in the writings of this thesis.
5. Stephania Jordan, S. Psi. as relentlessly giving me support in down time and as a best girlfriend in the world.
6. Friends especially IBM 2013 who had help in time of troubles, accompany in the up and downs, supports, motivate, and cheering up.
7. Respondents who had kindly and cooperatively answer the questionnaire.
8. Other parties that being involved in the writings of this thesis.

Although this thesis is far from being perfect, but still the author believe this thesis will be useful for further usage.

Surabaya, August 2016

David Zakharia Harianto

TABLE OF CONTENTS

TITLE PAGE.....	i
THE AUTHENTICITY DECLARATION PAGE	ii
AGREEMENT OF MENTORING GUIDANCE FOR FINAL PAPER.....	iii
AGREEMENT OF PANELIST APPROVAL FOR FINAL PAPER	iv
ABSTRACT	v
ACKNOWLEDGEMENT	vi
TABLE OF CONTENTS	vii
LIST OF TABLES.....	x
LIST OF FIGURES.....	xi
LIST OF APPENDICES.....	xii
CHAPTER I INTRODUCTION.....	1
1.1 Background of the study	1
1.2 Research Problems	5
1.3 Research Objectives	5
1.4 Research Contribution.....	5
1.5 Research Limitation	6
1.6 Research Outline	6
CHAPTER II REVIEW OF LITERATURE.....	7
2.1 Previous Studies	7
2.1.1 Workplace Romance	7
2.1.2 Task and Contextual Performance	8
2.1.3 Job Satisfaction	9
2.1.4 Turnover Intention	10
2.1.5 Organizational Commitment.....	12
2.2 Relations among Variables	13
2.2.1 Workplace Romance and Job Satisfaction.....	13
2.2.2 Workplace Romance and Task also Contextual Performance	14
2.2.3 Workplace Romance and Organizational Commitment	15
2.2.4 Task also Contextual Performance and Job Satisfaction	16
2.2.5 Job Satisfaction and Organizational Commitment.....	17

2.2.6 Organizational Commitment and Turnover Intention.....	17
2.3 Theoretical Framework.....	18
2.4 Operational Framework.....	19
CHAPTER III RESEARCH METHODOLOGY.....	21
3.1 Research Design.....	21
3.2 Research Variables.....	21
3.2.1 Operational Definitions.....	21
3.2.2 Variables to be Tested.....	23
3.2.3 Levels of Measurement and Scaling Techniques.....	23
3.3 Data Collection Method.....	24
3.3.1 Source of Data.....	24
3.3.2 Sample and Sampling Plan.....	24
3.3.3 Research Instrument.....	24
3.4 Method and Data analysis.....	25
3.4.1 Descriptive Analysis of Demographic Data of Respondents.....	25
3.4.2 Descriptive Analysis for Indicators of Workplace Romance, Task Performance, Contextual Performance, Job Satisfaction, Organizational Commitment, and Turnover Intention.....	25
3.4.3 Linear Regression Analysis.....	26
CHAPTER IV RESULT AND DISCUSSION.....	31
4.1 Description of Manufacture.....	31
4.2 Data Analysis.....	31
4.2.1 Descriptive Statistic.....	32
4.2.1.1 Descriptive Statistic of the Respondents.....	32
4.2.1.1.1 Descriptive Statistic of Workplace Romance.....	33
4.2.1.1.2 Descriptive Statistic of Task Performance.....	36
4.2.1.1.3 Descriptive Statistic of Contextual Performance.....	36
4.2.1.1.4 Descriptive Statistic of Job Satisfaction.....	37
4.2.1.1.5 Descriptive Statistic of Turnover Intention.....	39
4.2.1.1.6 Descriptive Statistic of Organizational Commitment.....	40
4.2.2 Hypothesis Testing.....	43
4.2.2.1 Validity Testing.....	43
4.2.2.2 Reliability Testing.....	44
4.2.2.3 Classical Assumption Test of Normality.....	44

4.2.2.4 Classical Test of Heterocedasticity	46
4.2.2.5 Classical Assumption Test of Linearity	48
4.2.2.6 Classical Assumption Test of Multicollinearity	49
4.2.2.7 Multiple Linear Regressions of Workplace Romance, Task Performance, and Contextual Performance on Job Satisfaction	49
4.2.2.8 Simple Linear Regressions of Workplace Romance on Organizational Commitment	50
4.2.2.9 Multiple Linear Regressions of Organizational Commitment and Job Satisfaction on Turnover Intention	51
4.3 Discussion	52
CHAPTER V SUMMARY, CONCLUSION, AND RECOMMENDATION	62
5.1 Summary	62
5.2 Conclusions	66
5.3 Recommendations	66
5.3.1 For Organization	66
5.3.2 Recommendations for Future Research	68

REFERENCES

APPENDICES

LIST OF TABLES

Table 1	Criteria of Respondent's Answer	24
Table 2	Interpretation of r value.....	30
Table 3	Descriptive of Mean Rating Index	33
Table 4	Descriptive Statistic of Workplace Romance.....	34
Table 5	Descriptive Statistic of Task Performance	36
Table 6	Descriptive Statistic of Contextual Performance	37
Table 7	Descriptive Statistic of Job Satisfaction.....	38
Table 8	Descriptive Statistic of Turnover Intention	40
Table 9	Descriptive Statistic of Organizational Commitment	41
Table 10	Validity Test Result	44
Table 11	Reliability Test Result.....	45
Table 12	Normality Test of Kolomogorov Smirnov	47
Table 13	Heterocedasticity Test of Spearman Rho	49
Table 14	Result of Linearity.....	49
Table 15	Result of Multicollinearity Test	50
Table 16	Result of Multiple Linear Regression of Workplace Romance, Task Performance, and Contextual Performance on Job Satisfaction	50
Table 17	Result of Simple Linear Regression of Workplace Romance on Organizational Commitment	51
Table 18	Result of Multiple Linear Regressions of Organizational Commitment and Job Satisfaction on Turnover Intention	52
Table 19	Mean and Pearson's Correlation Result per Indicator for Workplace Romance.....	55
Table 20	Mean and Pearson's Correlation Result per Indicator for Job Satisfaction.....	59
Table 21	Mean and Pearson's Correlation Result per Indicator for Organizational Commitment	60
Table 22	Mean and Pearson's Correlation Result per Indicator for Turnover Intention	61

LIST OF FIGURES

Figure 1	Conceptual Framework	19
Figure 2	Descriptive Statistic of Respondent' Gender	34
Figure 3	Normal Probability plot for Contextual Performance, Task Performance, and Workplace Romance on Job Satisfaction	45
Figure 4	Normal Probability plot for Workplace Romance on Organizational Commitment.....	46
Figure 5	Normal Probability plot for Organizational Commitment and Job Satisfaction on Turnover Intention.....	46
Figure 6	Scatterplot of Contextual Performance, Task Performance, and Workplace Romance on Job Satisfaction.....	47
Figure 7	Scatterplot of Workplace Romance on Organizational Commitment.	48
Figure 8	Scatterplot of Organizational Commitment and Job Satisfaction on Turnover Intention	48

LIST OF APPENDICES

Appendix A: Questionnaire (English)	A-1
Appendix B: Questionnaire (Bahasa Indonesia)	B-1
Appendix C: Excel Data.....	C-1
Appendix D: SPSS Result	D-1